

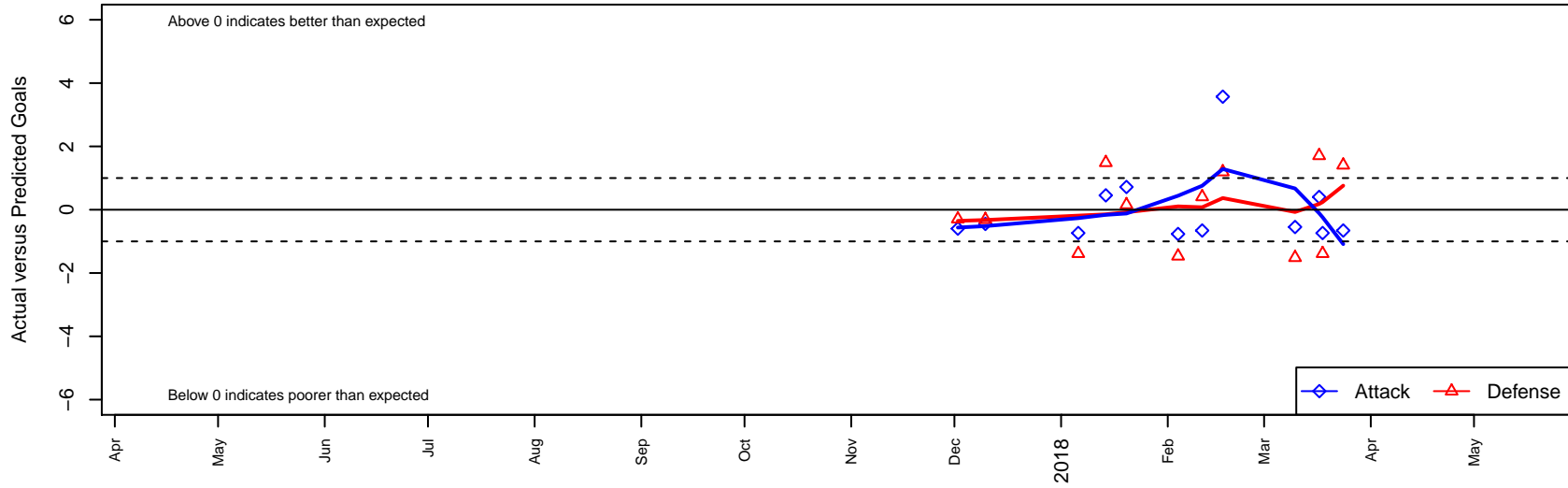
NW United Red G01

NW United FC
Burlington, WA
G01 total strength=961
attack=1.82 defense=1.68
fall league = NPSL Div 2 (01) U17

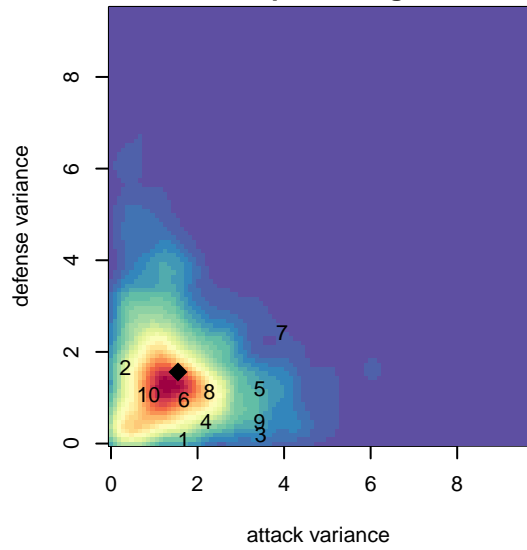
alt names used:

Venues played:
2017 NPSL Division 2 (01) U17

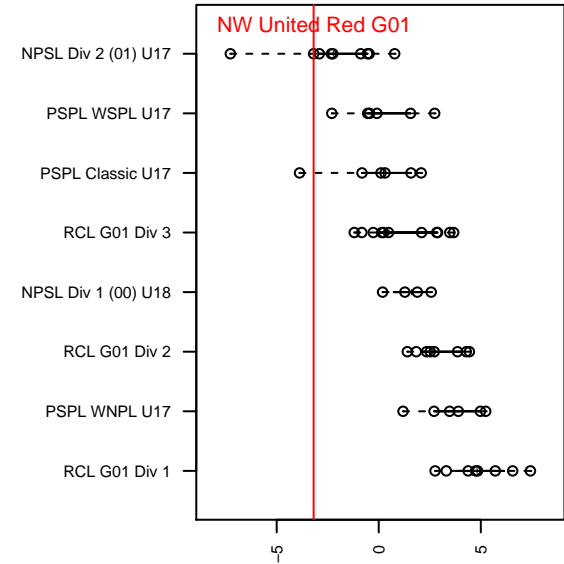
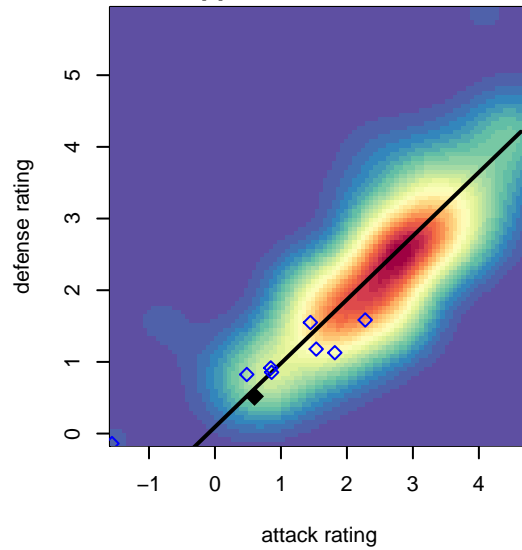
NW United Red G01
Dots are actual minus expected GF (blue circles) and GA (red triangles).
Blue line is smoothed change in attack strength. Red is smoothed change in defense strength.



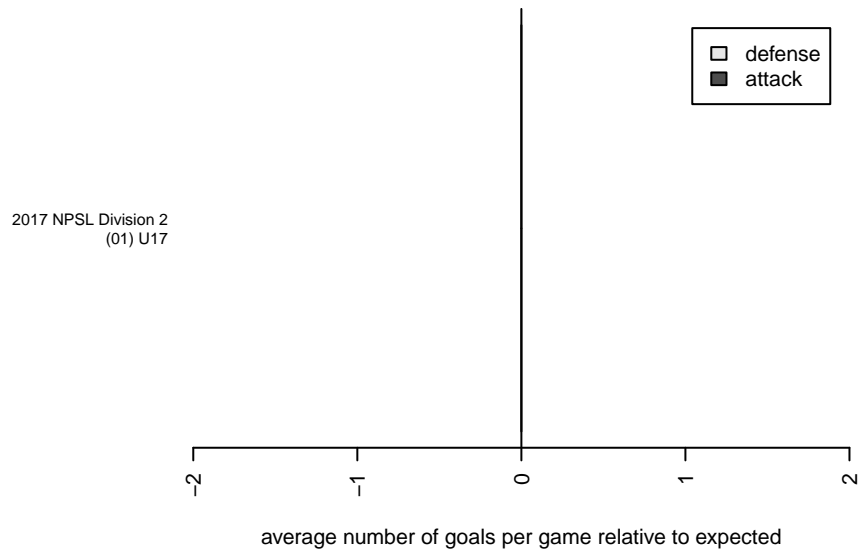
**attack and defense variance (black dot)
relative to other teams
and top 10 in region**



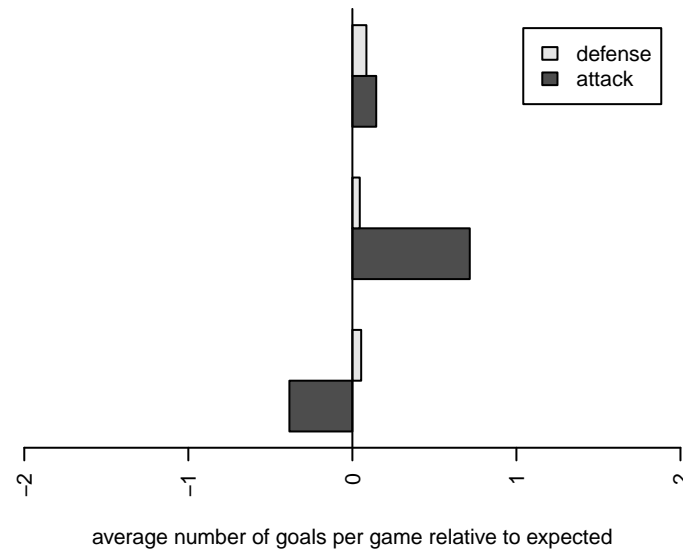
**attack and defense rating
relative to others at age
and all opponents in last 13 months**



Performance relative to 13 month average



Performance relative to 13 month average



date	home		away		venue	pred.home	pred.away
2018-03-24	Seattle United W Blue G01	0	NW United Red G01	0	2017 NPSL Division 2 (01) U17	1.41	0.66
2018-03-18	NW United Red G01	0	Seattle United Shoreline Blue G01	3	2017 NPSL Division 2 (01) U17	0.74	1.61
2018-03-17	NW United Red G01	1	Lake Hills Extreme G01	2	2017 NPSL Division 2 (01) U17	0.60	3.71
2018-03-10	South Whidbey Reign G01	4	NW United Red G01	0	2017 NPSL Division 2 (01) U17	2.49	0.55
2018-02-17	FME Fusion G01	4	NW United Red G01	4	2017 NPSL Division 2 (01) U17	5.19	0.43
2018-02-11	NW United Red G01	0	Seattle United W Blue G01	1	2017 NPSL Division 2 (01) U17	0.66	1.41
2018-02-04	NW United Red G01	0	Granite Falls Thunderbirds G01	3	2017 NPSL Division 2 (01) U17	0.77	1.53
2018-01-20	FWFC Fireballs G01	0	NW United Red G01	3	2017 NPSL Division 2 (01) U17	0.16	2.28
2018-01-14	NW United Red G01	1	South Whidbey Reign G01	1	2017 NPSL Division 2 (01) U17	0.55	2.49
2018-01-06	Seattle United Shoreline Blue G01	3	NW United Red G01	0	2017 NPSL Division 2 (01) U17	1.61	0.74
2017-12-10	NW United Red G01	0	BIFC Blue G01	3	2017 NPSL Division 2 (01) U17	0.45	2.69
2017-12-02	Lake Hills Extreme G01	4	NW United Red G01	0	2017 NPSL Division 2 (01) U17	3.71	0.60